

# 轉換授權方式

# 前置作業

- 刪除MATLAB安裝路徑中licenses資料夾內所有檔案
- 預設路徑為C:\Program Files\MATLAB\R20XXx\licenses  
Ex. C:\Program Files\MATLAB\R2023a\licenses

# MATLAB版本

點擊下方對應版本即可跳轉

R2022a

之前版本

R2022b

之後版本

# Activate MATLAB步驟 (版本為R2022a之前)

# 執行 Activate MATLAB

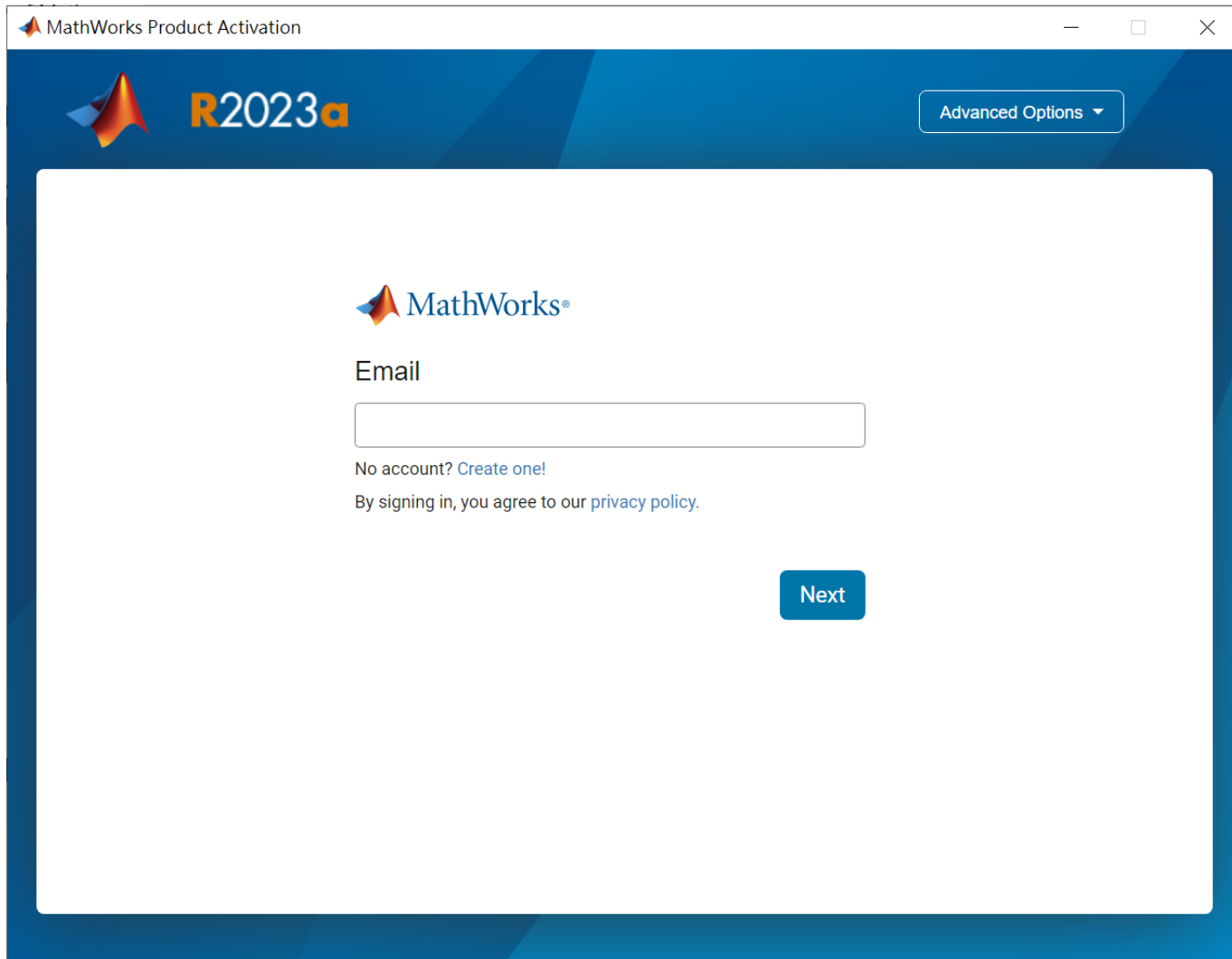
- 直接在開始搜尋或預設路徑

C:\Program Files\MATLAB\R20XXx\bin\win64\MathWorksProductAuthorizer.exe


- 需以系統管理員身分執行




# 登入Mathworks帳號



MathWorks Product Activation

 **R2023a** Advanced Options ▾

 MathWorks®

Email

No account? [Create one!](#)

By signing in, you agree to our [privacy policy](#).

**Next**

# 選擇License

The screenshot shows the MathWorks Product Activation window for R2023a. The window title is "MathWorks Product Activation". The top left features the MathWorks logo and "R2023a". The top right has an "Advanced Options" dropdown menu. The main content area is divided into two steps: "LICENSING" (active) and "CONFIRMATION". Under "LICENSING", there is a "Select license" section with a table. The table has three columns: "License", "Label", and "License Use and Option". The table body is currently empty. A "Next" button is located at the bottom right of the window.

License	Label	License Use and Option
---------	-------	------------------------

# 確認資訊

MathWorks Product Activation

R2023a

Advanced Options ▾

LICENSING CONFIRMATION

Confirm selections

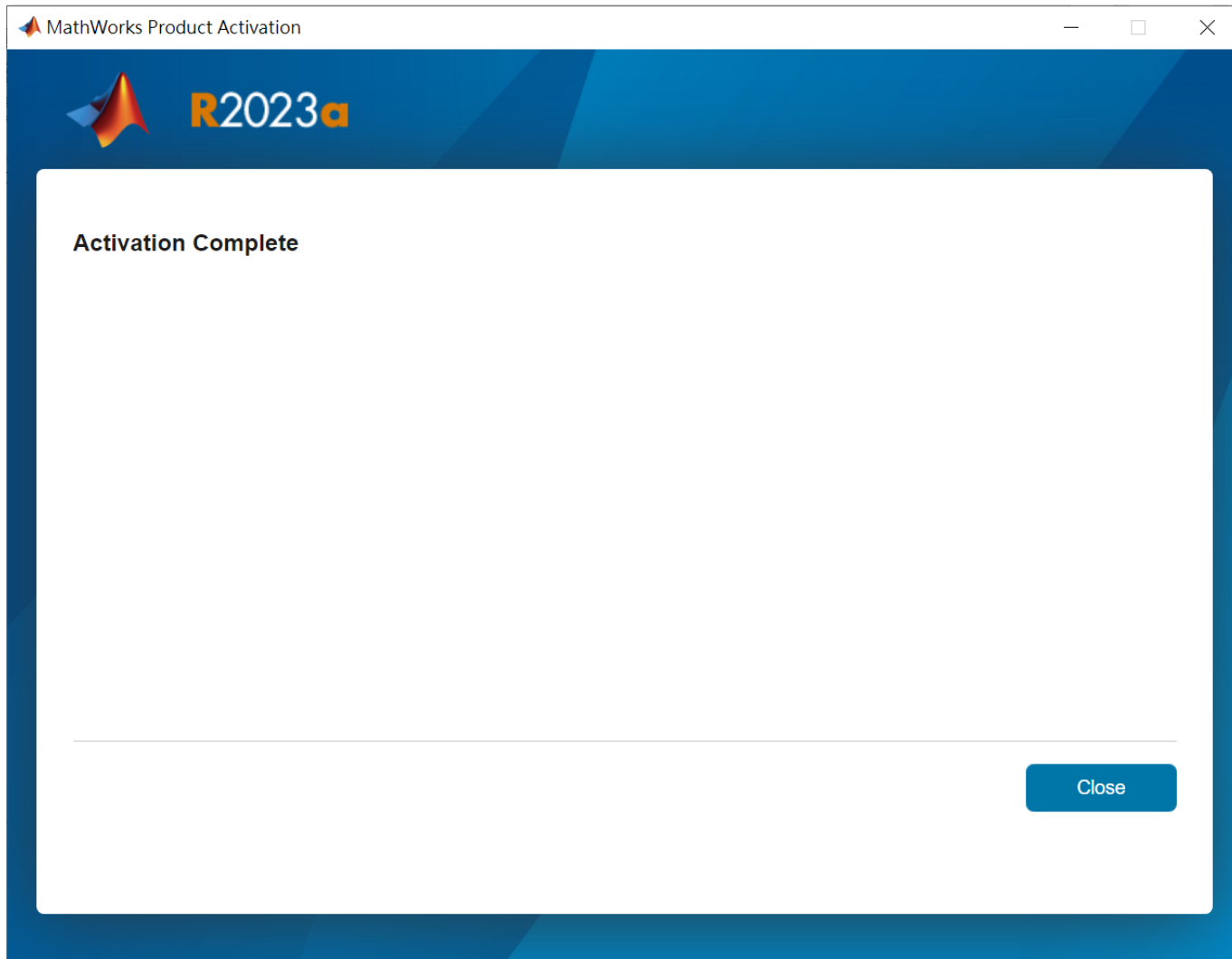
LICENSING

Windows User Name:

Activate



# 完成



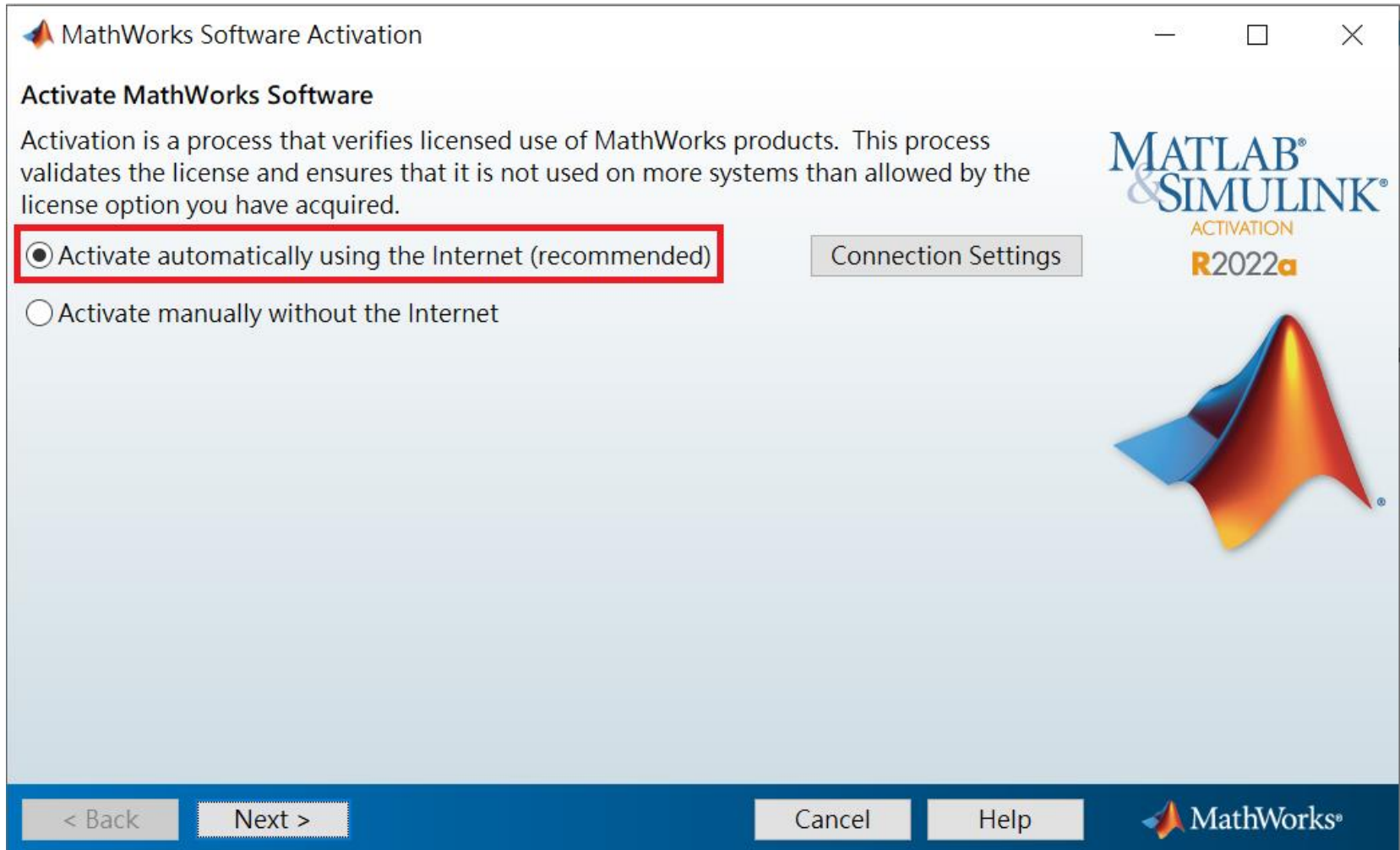
# Activate MATLAB步驟 (版本為R2022b之後)

# 執行 Activate MATLAB

- 直接在開始搜尋或預設路徑  
(C:\Program Files\MATLAB\R20XXx\bin\win64\MathWorksProductAuthorizer.exe)
- 需以系統管理員身分執行



# 選擇” Activate automatically using the Internet(recommended)”



# 登入Mathworks帳號

Log in or Provide License File

Log in, create an account, or provide your license file

You can use your MathWorks Account to automatically retrieve your license file, or if you already have a license file, you can provide it here.

Log in to my MathWorks Account:


Email Address:


Password:

[Forgot your password?](#)

I need to create an Account (requires an Activation Key)

Enter the full path to your license file, including the file name:





# 選擇License

License Selection

Select a license or enter an Activation Key

Select a license:


License	Label	Option
[Empty table body]		

Enter an Activation Key for a license not listed:

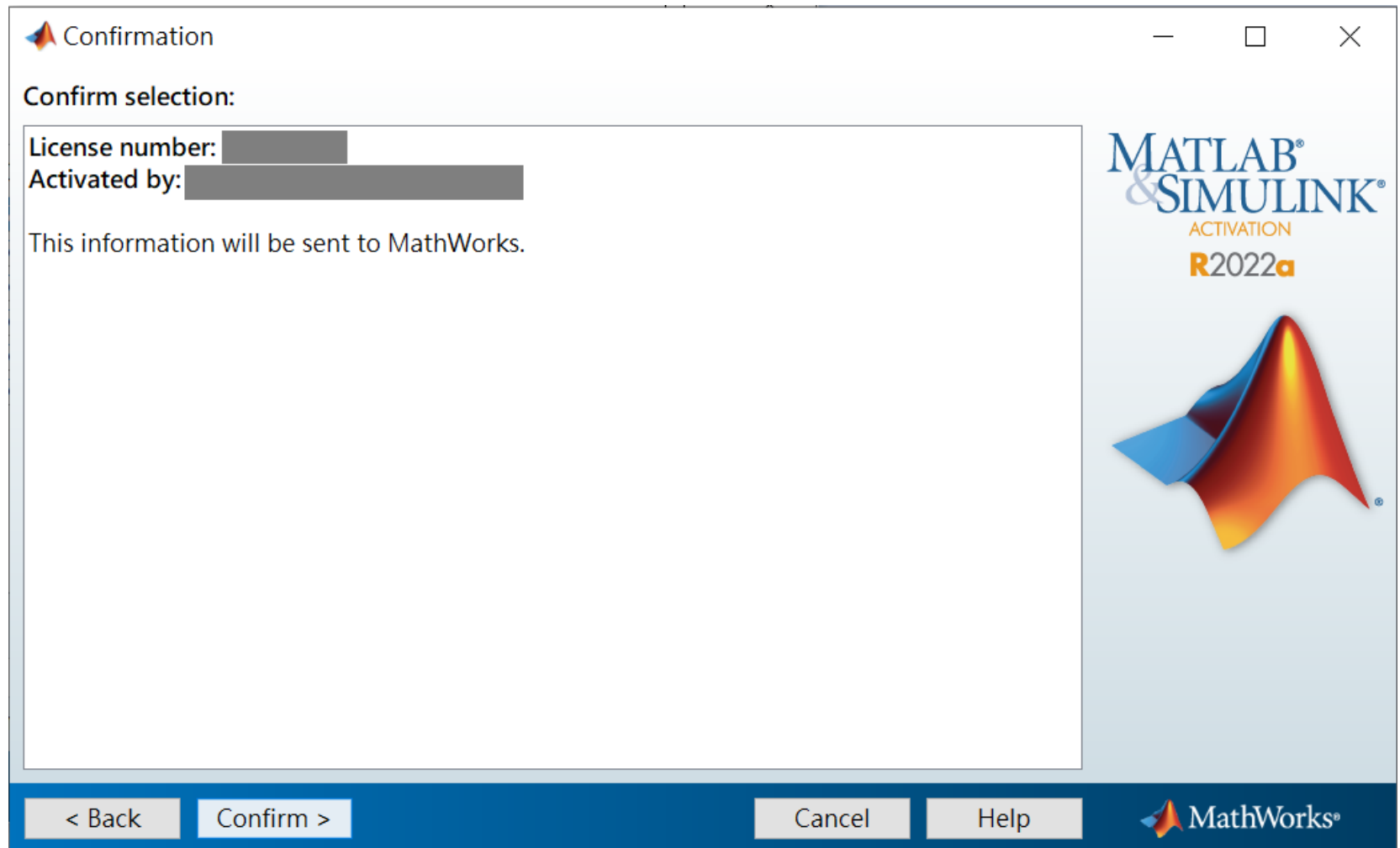
You may have received the [Activation Key](#) from the Administrator of the license.

< Back   Next >   Cancel   Help

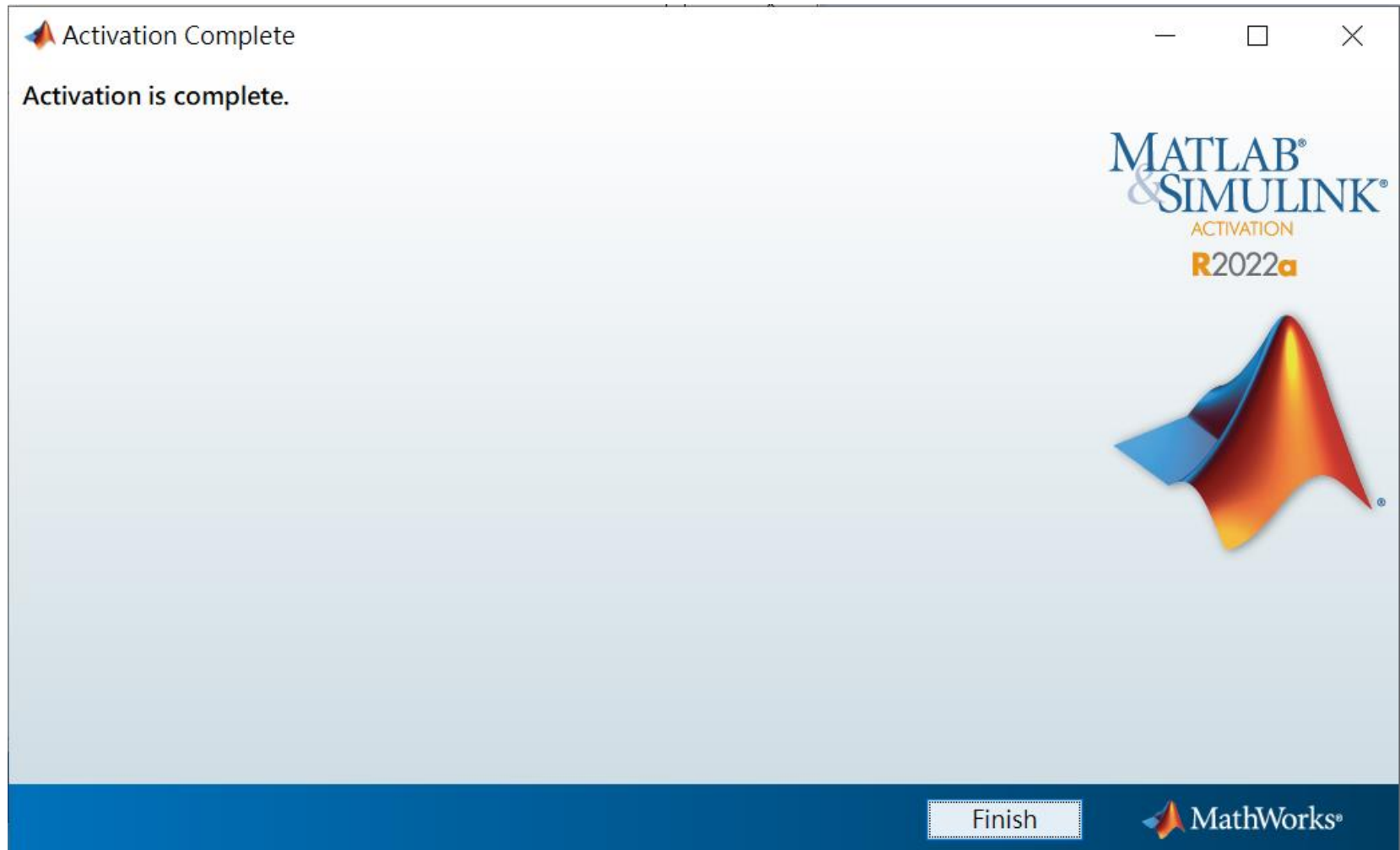
MathWorks®



# 確認資訊



# 完成





# TeraSoft 鈦思科技

Accelerating your Research & Development

MathWorks®  
Authorized Reseller

MATLAB®  
& SIMULINK®

