



# Nexis Uni<sup>®</sup>

## 使用手冊

2019/07



**碩亞數碼科技有限公司**

ASIAWORLD Digital Technology Co., Ltd.

23511新北市中和區建一路166號10樓之1 TEL: +886-2-82263132 FAX: +886-2-82263172

## 目錄

一、 Nexis Uni <sup>®</sup> 簡介 .....	2
二、 資料庫介面說明 .....	3
三、 資料庫檢索 .....	5
四、 特色功能介紹 .....	12
五、 Nexis Uni <sup>®</sup> 的法律資源 .....	21
六、 Nexis Uni <sup>®</sup> 的企業資源 .....	25

## 一、 Nexis Uni<sup>®</sup>簡介

美國 LexisNexis<sup>®</sup>公司在全世界的高等教育市場位居領先地位。專為法律機構、企業、政府與學術研究單位等提供全方位的資訊服務，並且定期出版法律、新聞、商業、財務、科技與其他的相關資料，產品供全球超過 2,000 家圖書館和 800 多萬名學生和研究人員所使用。

Nexis Uni 為美國 LexisNexis 公司所建置。前身為 LexisNexis Academic，Nexis Uni 提供 15,000 種商業、法律、新聞等相關資源全文資料，並擁有簡易搜尋介面、智慧檢索、主題式分類、共同研究等功能，協助學生與研究人員快速獲取所需資訊，為洞察商業先機的推手，協助商業管理人員、公私機構研究人員在巨量資料中找到企業完整的財務資訊與產業發展趨勢。

您可以在 Nexis Uni<sup>®</sup>獲取：

- 新聞資訊：收錄來自美國與全球 6,000 多種新聞資料來源，其中包含國際報紙全文與摘要、雜誌、期刊、電子報、新聞稿、廣播抄本等 9 種語言的資訊。
- 商業資訊：收錄超過 8,000 多萬公共和私人國際公司以及 7,500 萬筆高管的商業訊息，包含商業新聞、期刊、產業資訊、公司財務資訊、SEC(美國證券及交易委員會)檔案和報告、企業和市場新聞。
- 法律資訊：自 1790 年以來美國聯邦最高法院及各州高級法院的判例、法規、規章條例、法律新聞、法律評論、法律資訊以及美國最高法院案例的 Shepard's<sup>®</sup> Citations。

## 二、資料庫介面說明

登入 Nexis Uni<sup>®</sup>，請連線：<http://nexisuni.com>。

### 2-1 Nexis Uni<sup>®</sup>主畫面

The screenshot shows the Nexis Uni homepage with several key features highlighted by red boxes and blue callouts:

- Top Right:** Links for "歷史記錄" (History) and "個人化帳戶" (Personalized Account).
- Top Left:** "Nexis Uni<sup>®</sup> Menu" with a "主選單" (Main Menu) callout pointing to the dropdown arrow.
- Top Center:** A blue button labeled "① 簡易檢索" (Simple Search).
- Search Bar:** A large input field with the placeholder text "Enter terms, sources, companies, or citations" and a search icon.
- Below Search Bar:** A link for "進階檢索與檢索技巧說明" (Advanced Search and Search Tips) with a "② 引導式檢索" (Guided Search) callout.
- Guided Search Section:** A form titled "Guided Search" with filters for "What are you interested in?" (News, A Publication, Cases, Law Reviews, Company Info, Country Info), a "Search in all News for" field with "Enter keywords or subjects", a "Choose date range" dropdown (All available dates), and a "Search" button.
- Bottom Section:** A "Discover topics" section with a blue callout "③ 主題式瀏覽—可依據個人化偏好調整首頁顯示主" (Thematic Browsing—can be adjusted according to personalized preferences) and three topic cards: "Business", "Criminal Justice", and "Political Science".

Nexis Uni<sup>®</sup> 首頁分有三大操作功能：

1. 資訊檢索：分①簡易與進階檢索、②引導式檢索與③主題式瀏覽三種方式。
2. 主選單(Menu)：點選 Menu 可快速回到搜尋頁面(Search Home)、各主題資源頁面(系統預設為 Business, Criminal Justice, Political Science)、All Sources(所有資源總覽)、

Company Dossier(企業資訊)、Patent Filings(專利資訊)等各頁面。

3. 系統輔助功能：包含檢索歷史(History)、使用說明(Help)以及個人化帳號與功能設定。

## 2-2 Nexis Uni® 收錄內容

在首頁上方的「Menu」中下拉式列表點擊「All Sources」可以看到所有資料庫收錄之資料來源。您可以透過以下幾種方式搜尋到資料來源標題：

1. **資源內檢索(Search Within Sources)**：輸入資料來源標題關鍵字進行檢索。
2. **字母列表瀏覽**：點選資料來源首字字母進行列表瀏覽。
3. **其他條件限縮**：依照資源類別(Category)、各級管轄法院(Jurisdiction)、法律執業領域或主題(Practice Areas & Topics)與出版社(Publisher)等來限定搜尋特定資源。

此外，為提供更好與便捷的資源應用：

- A. 點選資源名稱之下拉式選單，即可將資源加入為限定檢索範圍或建立快訊通知(Alerts)。
- B. 透過點選 i 圖標可以查看該資料來源之詳細描述訊息。

The screenshot displays the Nexis Uni web interface. On the left, a 'Menu' dropdown is open, showing options like 'Search Home', 'Business', 'Criminal Justice', 'Political Science', 'All Sources', 'Company Dossier', and 'Patent Filings'. A red arrow points from the 'All Sources' option to the main interface. The main interface features a search bar with 'All' selected in the dropdown and a search input field. Below the search bar, a 'Narrow By' section is visible, with 'Category' selected. A list of sources is shown, including 'A&D Watch' and 'AAA Employment Arbitration Rules and Mediation Procedures'. The 'AAA' source is highlighted with a blue box and labeled 'B'. A blue box labeled 'A' highlights the 'Add source as a search filter' and 'Create a publication alert' options for the 'A&D Watch' source. A blue box labeled '1' highlights the 'Search Within Sources' input field, and a blue box labeled '2' highlights the alphabetical navigation bar.

### 三、 資料庫檢索

#### 3-1 簡易檢索

您可以選擇多個主題來篩選資料集，發掘並獲得其研究領域相關的權威資訊資源。點擊 All

Nexis Uni®即可出現選單，根據您的需求限縮搜尋資源。

The screenshot shows the Nexis Uni search interface. At the top, there is a search bar with the text "All Nexis Uni < | Enter terms, sources, companies, or citations" and a magnifying glass icon. Below the search bar, there are links for "Advanced Search", "Tips", and "Get a Doc Assistance". The "Narrow By:" section is expanded, showing a list of filter options. On the left side of the filter menu, there are five blue buttons: "內容資料類別", "判例與法典", "新聞類型", "執業領域與主題", and "時間範圍". The "判例與法典" button is highlighted with a red box. The filter menu is divided into several sections: "Content Collection" (with "Cases and Codes" selected), "News", "Practice Areas & Topics", "Date Range", and "Recent & Favorites". The "Cases and Codes" section is further divided into "Cases by Court", "Cases by Circuit", and "States & Territories Cases & Codes". The "States & Territories Cases & Codes" section lists 50 states and territories with checkboxes next to each name. A "Search" button is visible at the bottom right of the filter menu.

資料檢索限縮：

1. **內容資料類別(Content Collection)**：可限定於新聞、法律評論與期刊、判例、企業與財務資訊、名錄等 10 種資料類別。
2. **判例與法典(Cases and Codes)**：包含各級法院判例(Court)、巡迴上訴法院判例(Circuit)與美國 50 州&屬地地區判例和法典(States & Territories Cases & Codes)。

3. **新聞(News)**：可限定新聞內容類型、新聞資料來源、商業新聞類型，以及包含英、荷、法、德、義、葡、西、俄、簡體中文等共 9 種新聞語言。
4. **法律執業領域與主題(Practice Areas & Topics)**：可限定如行政、銀行、商業法(UCC)等共 43 種法律執業領域與主題。
5. **時間範圍(Date Range)**：可限定檢索日、週、月、年或特定的時間區段範圍。
6. **最近使用記錄與偏好(Recent & Favorites)**：可將記錄之歷史檢索策略儲存為喜好的檢索策略或者移除，未來亦可運用儲存之檢索策略進行再次檢索。

The screenshot shows the LexisNexis search interface. At the top, there is a search bar with the text "Enter terms, sources, companies, or citations" and a magnifying glass icon. Below the search bar, there are links for "Advanced Search", "Tips", and "Get a Doc Assistance".

The "Narrow By" section is visible, with a "Clear" button and a star icon. The "Recent & Favorites" option is highlighted in the left sidebar. The main table lists various search filters, and a red box highlights the star icons in the right column of the table.

Narrow By:		Clear	☆	×
Content Collection	Commercial Law (UCC)		★	×
Cases and Codes	News		☆	×
News	A&D Watch		☆	×
Practice Areas & Topics	Company and Financial - Category: Company Profiles;		☆	×
	All Content Types; All Jurisdictions; All Practice Areas & Topics		☆	×
Date Range	News; News		☆	×
	News - Timeline: Jul 04, 2018 to Jul 04, 2019; : News;		★	×
	News; News; Jul 04, 2018 to Jul 04, 2019		☆	×

## 3-2 進階檢索

對於經驗豐富的研究人員，Nexis Uni® 提供多種進階檢索功能來加強資訊檢索的精確性。使用者除了可於搜尋框輸入字詞、文獻標題、公司名稱、參考引文(citation)等關鍵字外，亦可依據以下方式進行進階檢索：

1. 依據不同資料內容類型(Select a Different Content Type)：Nexis Uni® 提供新聞、公司與財務資訊、判例法規、法律評論與期刊等 20 種資料內容限定類別。選擇資料內容類型後，可再依據類別文獻之標題、日期、企業名、語言等欄位，進一步輸入關鍵字限定。

The screenshot displays the Nexis Uni Advanced Search interface. At the top, there is a search bar with the placeholder text "Enter terms, sources, companies, or citations" and a magnifying glass icon. Below the search bar, the interface is divided into several sections:

- Search Everything**: A dropdown menu labeled "Select a specific content type" is visible.
- Terms**: A section with a chevron icon and the heading "Terms".
- Document Segments/Fields**: A section with the text "While these segments apply to the majority of documents, they may not apply to all documents." It includes a "Date" dropdown menu set to "All available dates" and a text input field for "Citation".
- Use Connectors**: A section listing various search connectors and their functions:
  - " "**: Exact phrase
  - and**: 2 or more words anywhere in the document (alternative: &)
  - or**: Include one or more words
  - and not**: Exclude documents containing the word or phrase; should be the last connector, or may produce unexpected results
  - /n**: First word within "n" words of the second (alternative: w/n or near/n)
  - !**: Word variations using this as the root word (alternative: \*)
- Frequently Asked Questions**: A section with a chevron icon and the heading "About searching...". It includes a link: "How does the search box interpret common legal phrases? Do I need to use quotation marks (\" \")?"

At the bottom of the search bar area, there are "Search" and "Clear" buttons.



2. 大部分之文獻內容皆可依據標題、日期、參考文獻等欄位限定來搜尋特定內容區段 (Segment)的內容。各種資料內容類型之 Segment 檢索欄位定義，可參考檢索區右下側的範例。
3. 檢索欄位可使用**連接詞(Connectors)**來串聯多個關鍵字。不同連接詞說明可看檢索區右方範例。

【註】：在 Nexis Uni<sup>®</sup> 中空格表示 “OR” 檢索邏輯。

The screenshot displays the Nexis Uni search interface. On the left, there is a search filter section titled "Company Profiles" with a dropdown menu "Select a different content type". Below this, there are several search filters: "Terms", "Document Segments/Fields" (with a note: "While these segments apply to the majority of documents, they may not apply to all documents."), "Company Name", "Publication", "Date" (with a dropdown menu "All available dates" and a note: "Enter a date in mm/dd/yyyy format or any of the supported date formats"), "Summary", "Publication Type", "MSA", "NAICS", and "Ticker". At the bottom of the filter section are "Search" and "Clear" buttons.

On the right side, there are two informational panels. The top panel is titled "Use Connectors" and lists several connectors with their functions: "and" (Exclude documents containing any word in the document (alternative: &)), "or" (Include one or more words), "and not" (Exclude documents containing the word or phrase; should be the last connector, or may produce unexpected results), "/n" (First word within "n" words of the second (alternative: w/n or near/n)), and "!" (Word variations using this as the root word (alternative: \*)). Below this list is a link "View all connectors and commands". The bottom panel is titled "Segment Examples" and shows a preview of a document with a highlighted segment. A blue arrow points from the "Select a different content type" dropdown to the "Segment Examples" panel.

Two blue callout boxes are overlaid on the right side of the screenshot. The top one is labeled "連接詞(Connectors)範例" and points to the "Use Connectors" panel. The bottom one is labeled "區段定義(Segment)範例" and points to the "Segment Examples" panel.

At the bottom right of the interface, there is a link for "Frequently Asked Questions".

### 3-3 引導式檢索(Guided Search)

透過引導欄位使用者能夠快速檢索特定內容(如，新聞、出版品、判例、法律評論、公司資訊、國家資訊等)，並且可再利用條件設定(如，時間、出版類型、語言、產業等)限縮找到高度相關的結果。

- 1 選擇類別
- 2 輸入關鍵字
- 3 限定時間範圍
- 4 點擊檢索

Guided Search

What are you interested in?

News | A Publication | Cases

Law Reviews | Company Info

Country Info

Search in all News for: CNN

Choose date range: 7 days

Search



News (10,000+)

Group Duplicates: On Off

Sort by: Relevance

1. CNN "CNN RIGHT NOW" INTERVIEW WITH REP. TOM REED (R-NY)

2. First Batch of Democrats Square Off in a CNN Presidential Debate; Amy Klobuchar Checks In on Support for Women's Healthcare; CNN Gets Access to Controversial Texas Migrant Facility. Aired 9-9:30a ET

3. (D-NY) is Interviewed About Report that Trump May Allow North Korea to Keep Nukes in Exchange for Freeze. Aired 4-4:30p ET

4. CNN International: Hong Kong Protesters Take Over Legislative Council Chamber; Reports: Protesters to Leave Building at Midnight. Aired 11a-12p ET

5. CNN International: Hong Kong Protesters Storm Legislative Council Building; China Told Britain Not to Interfere; Hong Kong Legislative Council Building Vandalized. Aired 1-2p ET

5 二次限縮檢索結果

### 3-4 Connector (連接詞)介紹

使用常見的布林邏輯，可以從進階搜尋中看到連接詞的使用說明，或者在首頁右上方的

「Help」查看，透過連接詞可以獲得更精準的結果。

Connector	示例	釋義
AND	affirmative and action	關鍵字出現在同一篇文獻中
OR	doctor or physician	只要有一個關鍵字存在於文獻中
W/N	George w/3 Bush	同一篇文獻，相隔 N 個單詞以內，不限其先後順序
W/S	sanction w/s frivolous	關鍵字出現在同一個句子中
W/P	rule w/p sanction	關鍵字出現在同一個段落中
PRE/N	cable pre/2 television	同一篇文獻，相隔的字數在 N 個以內，且第一個單詞在第二個詞前面
NOT W/N	Rico not w/5 Puerto	同一篇文檔，相隔 N 個單詞以上，不限其先後順序
NOT W/S	market not w/s share	關鍵字在同一篇文獻但在不同句子中
NOT W/P	cable not w/p tv	關鍵字在同一篇文獻但在不同段落中
AND NOT	Jordan and not Michael	從結果列表中排除一些特殊單詞 使用 AND NOT 連接符時，請將它放在檢索命令的最後，否則會將跟在它後面的所有單詞都排除掉，而這可能不是您想要的結果。
ATLEASTN	arleast5 (budget)	限定一個關鍵字在一篇文章中出現的最少次數，幫助您檢索關於一個主題的更有深度的文獻。
※ N 可以在 1-255 之間任意調整		

### 3-5 Connector ( 連接詞 ) 優先順序

Nexis Uni<sup>®</sup>中所支援之檢索連接詞，具有一定之運算優先順序，依優先順序高至低如下：

- OR
- W/N
- PRE/N
- NOT W/N
- W/S
- NOT W/S

- W/P
- NOT W/P
- AND
- AND NOT

建議亦可以加入括弧來限定您的檢索式，例如：

- ✗ drug w/5 kingpin or drug w/5 dealer and death penalty (檢索式 A)
- ✓ (drug w/5 kingpin) or (drug w/5 dealer) and death penalty (檢索式 B)

檢索式 A：不正確，檢索結果系統顯示檢索語法不成立。

檢索式 B：正確。

### 3-6 Wildcards or Universal Characters ( 萬用字元 )

萬用字元	範例輸入	找到單字	描述
星號 ( * )	wom*n	1.women 2.woman	代替一個字母，可在一個單詞中出現多次，或在字首外的任何地方出現。
驚嘆號 ( ! )	negligen!	1.negligent 2.ngeligently	用在一個單詞的末尾，用來替代一個或者更多的字母，適用於同詞但不同變化形的文字查詢。

### 3-7 Noise Words ( 虛詞 / 停用字 )

這些字元 LexisNexis®是不檢索的。當您想檢索的關鍵字包含這些字元的時候，用空格替代。比如您想檢索「black and white」，輸入「black white」即可。由於停用字非常多，我們無法提供一個完整的停用字列表，下面是其中最常見的一部分：

the            of            my            his            is            so

→

【註】and 和 or 於檢索中會被系統識別為連接詞(connector)使用。

## 四、 特色功能介紹

### 4-1 保存限縮條件

您可以將常用限縮條件，點擊限縮條件下方之星星符號予以保存，點選 Clear 予以清除。

※在簡易檢索欄位分類中的「Recent & Favorites」提供您再次快速檢索此領域。

News (10,000+)

Narrow By

- Jun 25, 2019 to Jul 02, 2019
- News
- Clear

1. CNN "CNN RIGHT NOW" INTERVIEW WITH REP. TOM REED (R-NY)

2. for Women's Healthcare; CNN Gets Access to Controversial Texas Mig

3. Aired 4-4:30p ET

News | Foreign | 3880 Words | Jul 01, 2019

CNN International: Hong Kong Protesters Take Over Legislative Council

All Nexis Uni < Enter terms, sources, companies, or citations

Advanced Search | Tips | Get a Doc Assistance

Narrow By: Clear | ☆ ×

Content Collection	News - Timeline: Jul 04, 2018 to Jul 04, 2019; : News;	★	×
	News; News; Jul 04, 2018 to Jul 04, 2019	☆	×
Cases and Codes	News - : News; Subject: Government & Public Administration;	★	×
	News; News	☆	×
News	All Content Types; All Jurisdictions; All Practice Areas & Topics	☆	×
Practice Areas & Topics	News; News; Jun 27, 2019 to Jul 04, 2019	☆	×
	News; News; Jun 25, 2019 to Jul 02, 2019	☆	×
Date Range	News; News; Jul 01, 2019 to Jul 02, 2019	☆	×
Recent & Favorites	Company and Financial - Category: Analyst Reports;	☆	×
	Company and Financial - Category: Company Profiles;	☆	×
	News	☆	×

## 4-2 註釋、分享文獻

1. 註釋文獻：使用者選擇一段文獻後，頁面會自動出現工具列表，可以畫重點、添加並保存筆記，Nexis Uni 讓您閱讀更輕鬆。

※一旦將註釋添加到文檔中，將顯示在「Notes」下方右側。

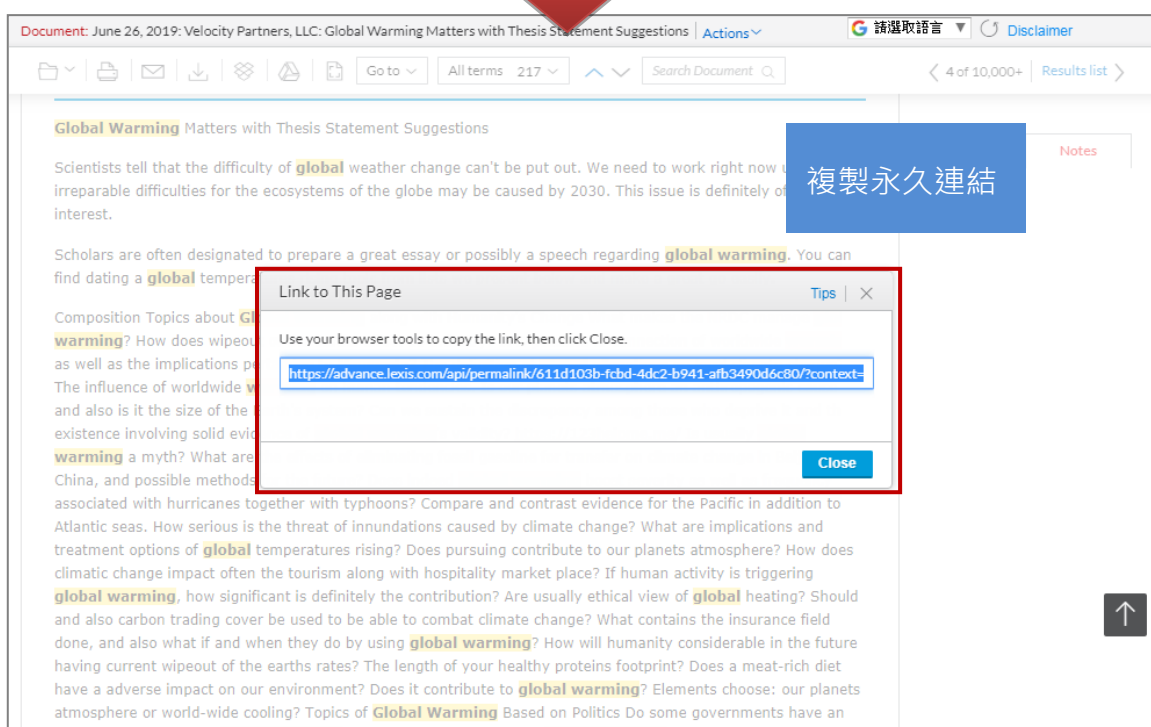
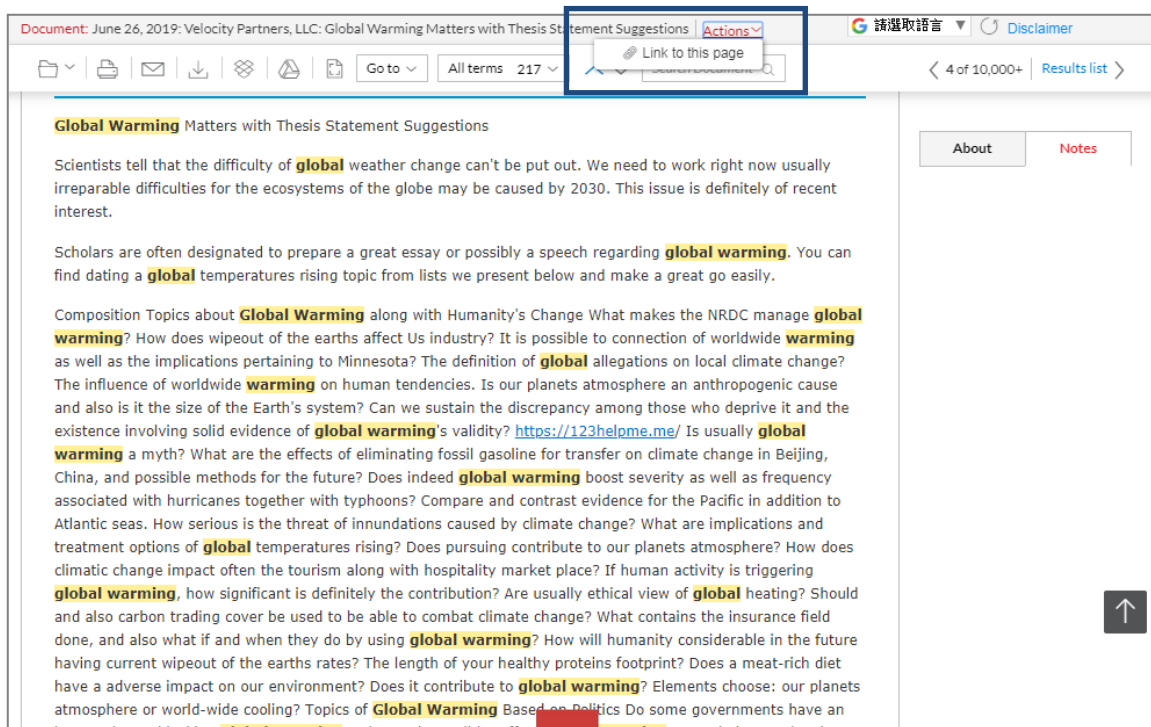
The screenshot shows the top portion of a document in the Nexis Uni interface. The document title is "Global Warming Matters with Thesis Statement Suggestions". A section of text is highlighted in blue, and a context menu is open over it, offering options like "Copy (Advanced)", "Add to folder", "Add to search", "Annotate", and "Highlight". The right sidebar contains "About" and "Notes" buttons.



The screenshot shows the same document, but now with a note added to the right sidebar. The note is titled "important" and includes a timestamp "07/09 8:48 p...". The document text is visible in the background, with the highlighted section still present.

2. 分享文獻：點選「Action」複製永久連結網址，即可將網址分享給 Nexis Uni®用戶，被分享者即可觀看文獻。複製之連結網址亦可當作書籤儲存。

※提醒：若 URL 連結兩年未被使用，該連結將不再有效。



## 4-3 查閱觀看紀錄

Nexis Uni<sup>®</sup>幫助您回顧查看過的文檔。只要您曾經瀏覽過一個文件，眼鏡圖示將出現在結果列表中文檔旁邊；只要您保存過一個文件，文件夾圖標也將出現。

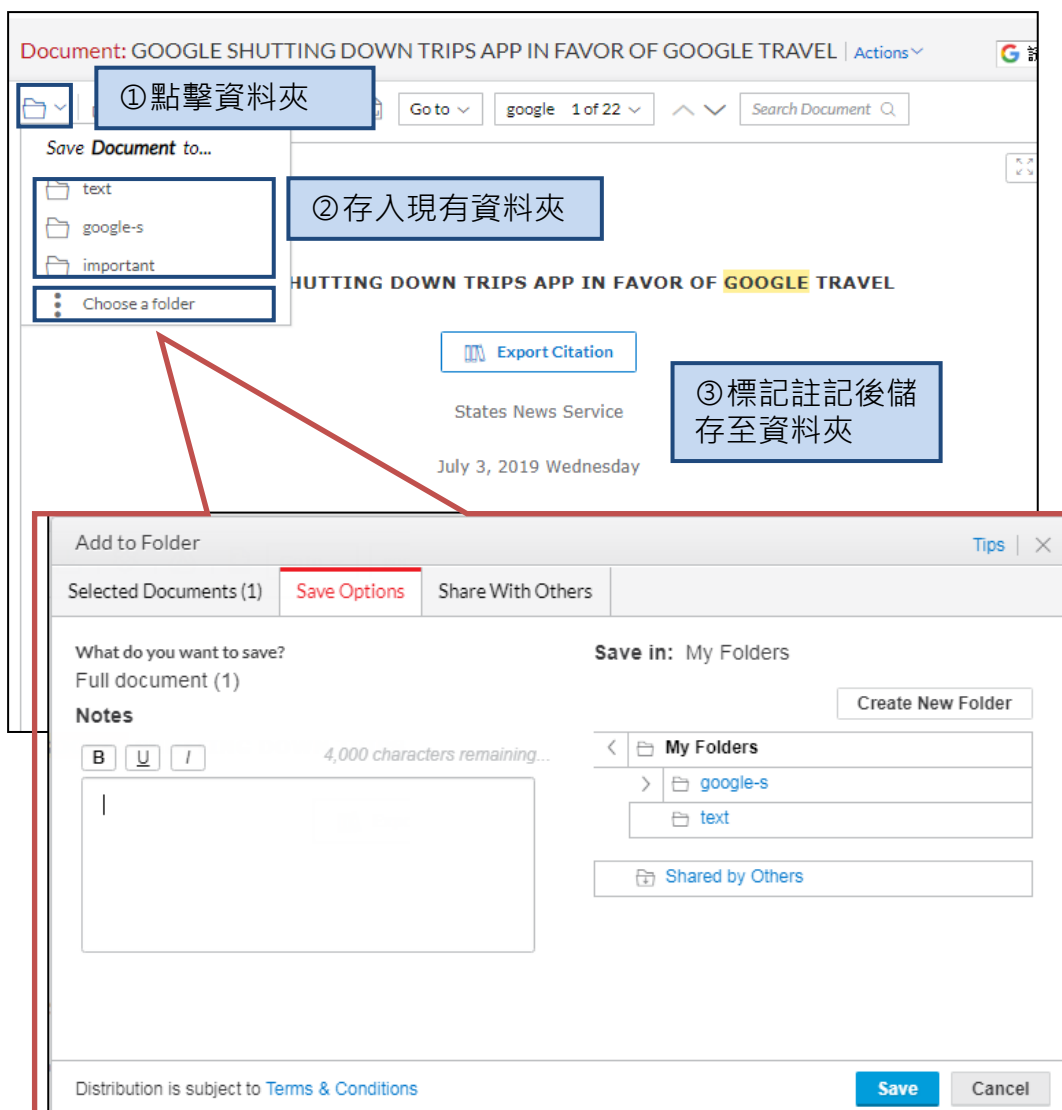
※滑鼠停在眼鏡上以查看上次閱讀文檔的時間。





## 4-4 文件夾

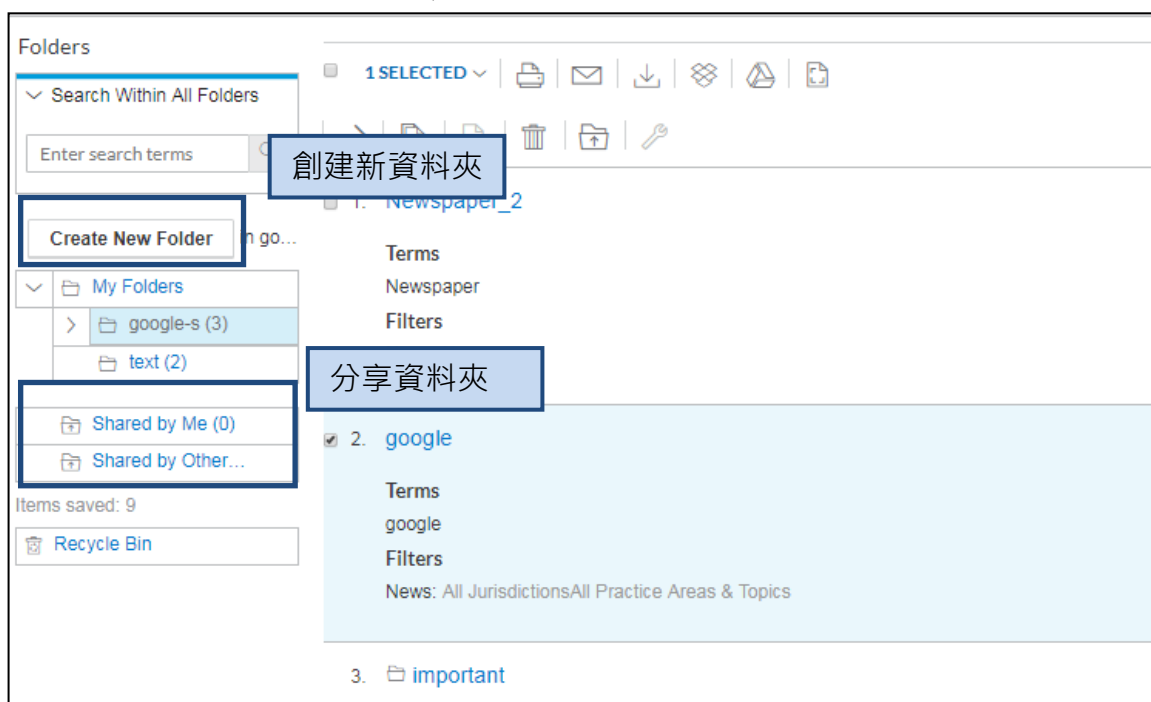
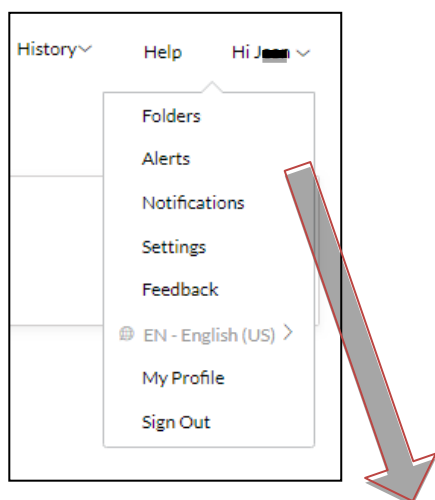
在欲儲存的文獻左上方點擊資料夾，可以選擇直接儲存入現有的資料夾或註記一些筆記後存入資料夾。



您可以為各種主題創建多層次的文件夾或項目，有助於組織和分類相關內容文檔，在帳號

下拉列表中的“Folders”快速訪問您所關注的文獻。

※文件夾都可以重新命名、刪除、移動或分享。



## 4-5 分享文獻

您可以透過電子郵件、下載、Dropbox 或雲端共享文件夾與文獻。

※當您共享一個文件夾，對方將收到一封電子郵件通知，須於 30 天內接受，否則要重新分享一次。

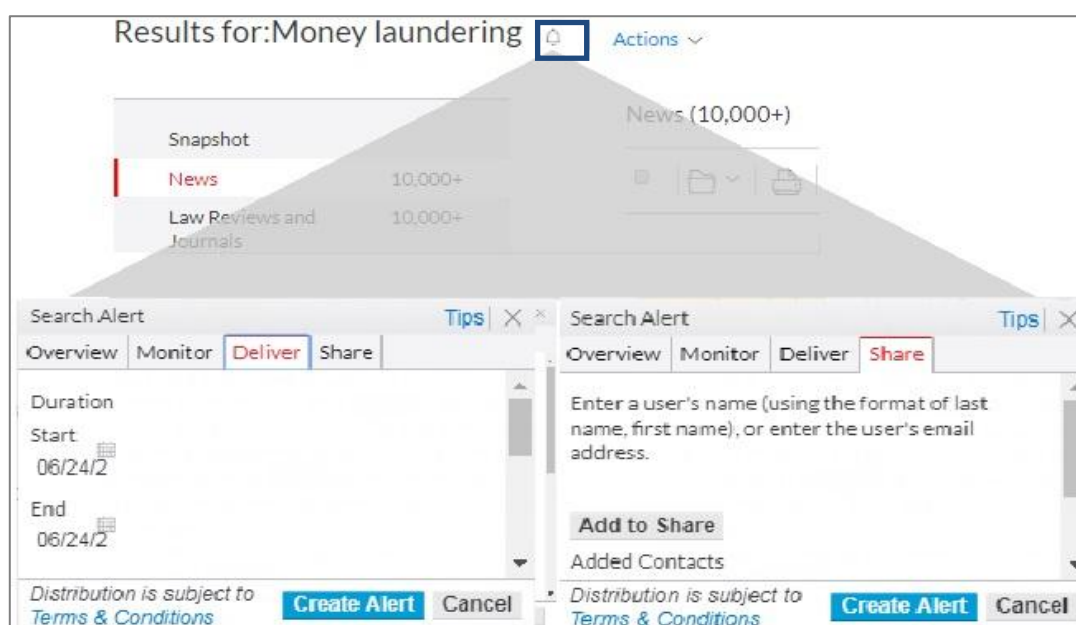
The screenshot displays the Nexis Uni web interface. At the top, the logo 'Nexis Uni' is visible along with a search bar containing 'global warming'. Below the search bar, the document title is 'Document: June 26, 2019: Velocity Partners, LLC: Global Warming Matters with Thesis ...'. A toolbar contains icons for folder, print, email, download, share, and refresh. The email icon is highlighted with a blue box. A red triangle points from this icon to an 'Email' dialog box that is open in the foreground. The dialog box has tabs for 'Selected Documents (1)', 'Basic Options', 'Formatting Options', and 'Content-specific Options'. Under 'Email', there are radio buttons for 'Full document (1)' (selected), 'Full document attachments only (where available)', and 'Include Bibliography'. Under 'File type', there are radio buttons for 'PDF', 'MS Word (docx)', and 'Rich Text Format (rtf)'. The 'To' field contains 'XXXX@gmail.com' and is highlighted with a blue box. The 'Subject' field contains 'Email:June 26\_2019\_Velocity Partners\_L'. At the bottom of the dialog are 'Submit' and 'Cancel' buttons.

## 4-6 設置與共享警報

警報可以設置在搜索或出版物上，透過自行命名以及設置通知頻率和其他細節，當有新資訊時立即收到通知。

※共享已創建的警報，只要輸入 Nexis Uni® 用戶的電子郵件信箱即可共享。

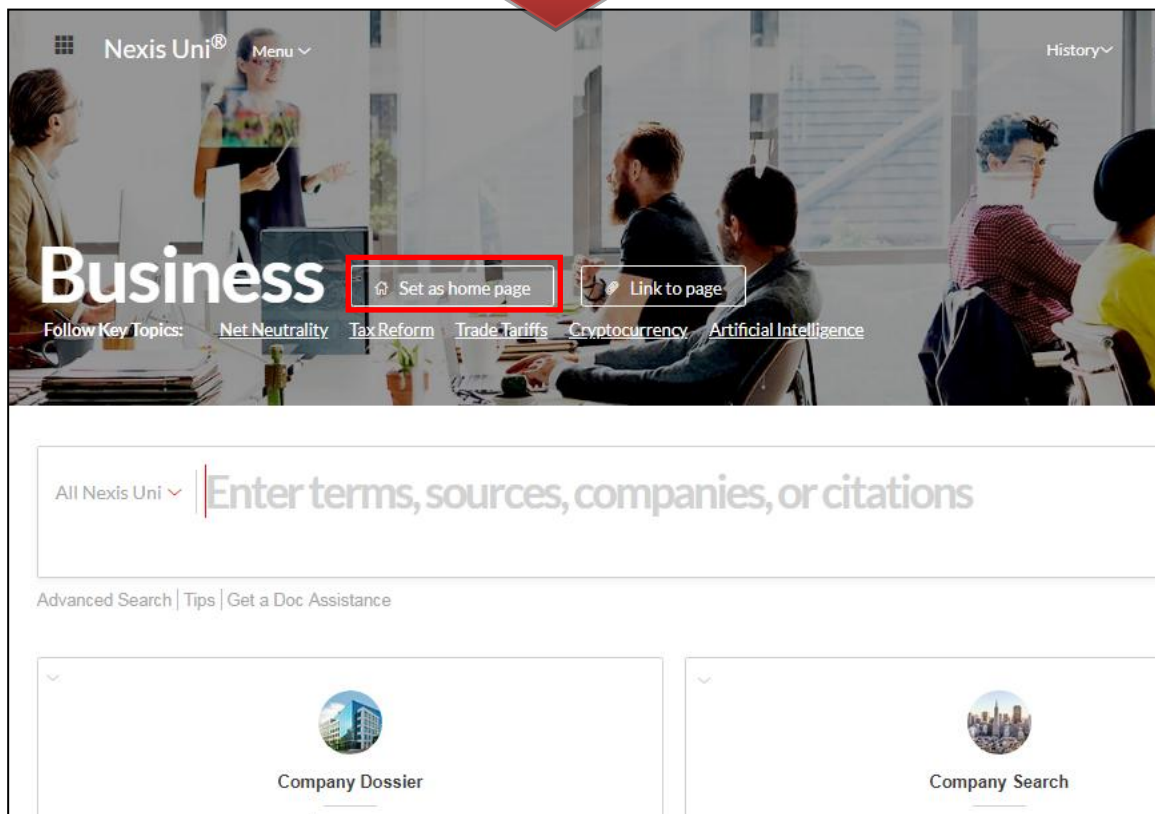
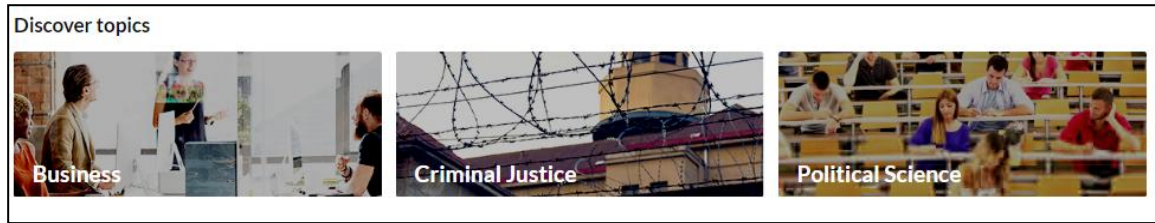
※提醒：只有 Nexis Uni® 用戶才能訪問。



## 4-7 設置主頁

除了廣泛和進階搜索，Nexis Uni® 開發學科頁面以幫助師生研究。目前學科頁面為商業、政治科學和刑事司法，未來將添加更多學科領域，學科頁面的目的在提供與之相關的最新消息、資源和文獻等。

1. 點擊在首頁下方的學科。
2. 點擊 “Set as home page” 按鈕，將其設置為主頁。



## 五、Nexis Uni<sup>®</sup>的法律資源

### 5-1 Shepard's<sup>®</sup> Citations 服務

Shepard's<sup>®</sup> Citations 服務為查詢判決依循的檢索工具，在遵循先例原則的法基礎下，

幫助清楚了解以下資源案件之綜合引證歷史和法律評價。

- 聯邦判例法，包括未公佈之判決
- 來自美國 50 州及 D.C.和波多黎各的判例
- 美國法典以及來自於美國 50 州的法典
- 規章，包含聯邦行政法典
- 美國和州的憲法條文
- 法院規則，包括聯邦證據規則和聯邦民事程式規則
- 特定的法律出版物
- 美國專利
- 加拿大判例法

同時，Shepard's<sup>®</sup> Citations 還能提供查找淵源的功能，如查找所引用案例和相關的文

章。在 Shepard's<sup>®</sup> Citations 結果中還包括：

- 判決公佈並上傳之後的 24~48 小時便可獲得全面的分析材料
- 未公佈的判決，法律期刊和法律注釋
- 驗證淵源的官方和非官方引證
- 鏈結所引用案例的相關案件
- 最便捷的方法支援查找法律爭點或事實狀態

## 5-2 Shepard's® Citations 指示符號

指示符號	描述
	<p><b>警告，存在負面的評價</b></p> <p>隨後判決中出現過強烈負面的評價，包括：被駁回、被取代、被廢除、被撤銷等。</p>
	<p><b>警告，在法令中存在負面評價</b></p> <p>隨後判決中出現中有強烈的否定，例如某部分被認定是違背憲法的或無效的。</p>
	<p><b>警告，引用的法院有質疑</b></p> <p>由於某些情況或事實的出現，包括司法或立法否定，導致對案件某些論點的有效性和價值的質疑</p>
	<p><b>注意，可能負面的評價</b></p> <p>在隨後的判決中可能是負面的評價，例如 limited 或 criticized</p>
	<p><b>正面的評價</b></p> <p>隨後判決中的評價與此案例的沿革對該案由正面的影響，例如 affirmed 或 followed</p>
	<p><b>被引用或者存在中性的分析</b></p> <p>隨後的判決中未出現正面或者負面的評價，例如 explained</p>
	<p><b>存在引證文獻</b></p> <p>雖然有文獻引用，但在隨後無任何判決有相關評價或歷史沿革，例如被法律期刊引用。</p>

## 5-3 Shepard's® Citations 檢索

可以透過兩種方式進行 Shepard's® Citations 檢索：

**方法一**、在首頁簡易檢索的下方點擊「Get a Doc Assistance」，針對特定的判決、法規、期刊文章等資料，輸入已知的引證內容、當事人名稱或案件編碼進行檢索。

1. 選擇內容類型 ( 案例、法規、法律期刊與評論等 )
2. 選擇司法管轄區 ( 聯邦或特定州 )
3. 在第一個框中輸入卷號，在第二個框中輸入頁碼，即可獲取文檔。

All Nexis Uni |  🔍

Advanced Search | Tips | **Get a Doc Assistance**

Home / Get a Doc Assistance  
**Get a Doc Assistance** | Actions

By Citation | Cases by Party Name | Cases by Docket Number

Citation Formats

Content type:  ①

Jurisdiction:  Clear Jurisdiction ②

Sources	Citation Formats
B. Stockton [NJ]	B. Stockton
New Jersey Court of Chancery LEXIS cite	N.J. Ch. LEXIS
New Jersey Equity Reports [NJ]	N.J. Eq.
New Jersey Law Reports [NJ]	N.J.L.
New Jersey Miscellaneous LEXIS cite [NJ]	N.J. Misc. LEXIS
New Jersey Miscellaneous Reports [NJ]	N.J. Misc.
New Jersey Prerogative Court LEXIS cite	N.J. Prerog. Ct. LEXIS
New Jersey Reports [NJ]	<input type="text" value="N.J."/> 以 N.J. 為例
New Jersey Superior Court LEXIS cite [NJ]	N.J. Super. LEXIS

Home / Get a Doc Assistance  
**Get a Doc Assistance** | Actions

By Citation | Cases by Party Name | Cases by Docket Number

New Jersey Reports [NJ]  
[Back to citation formats](#)

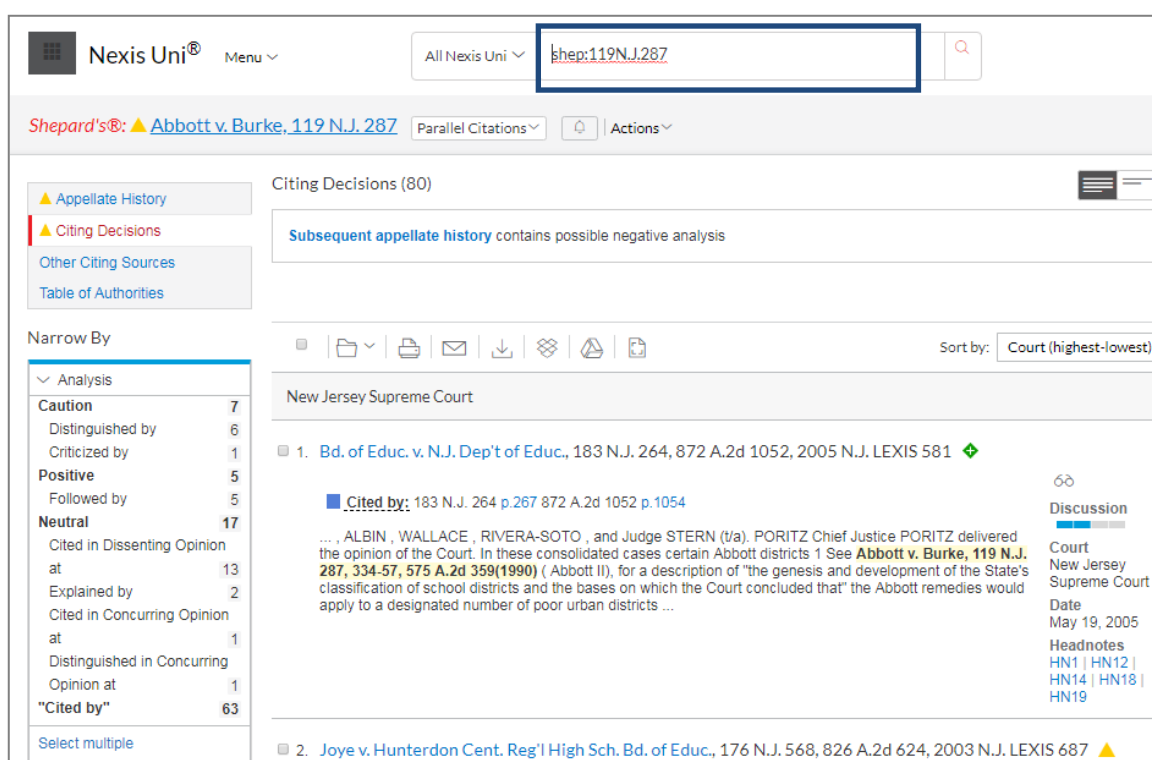
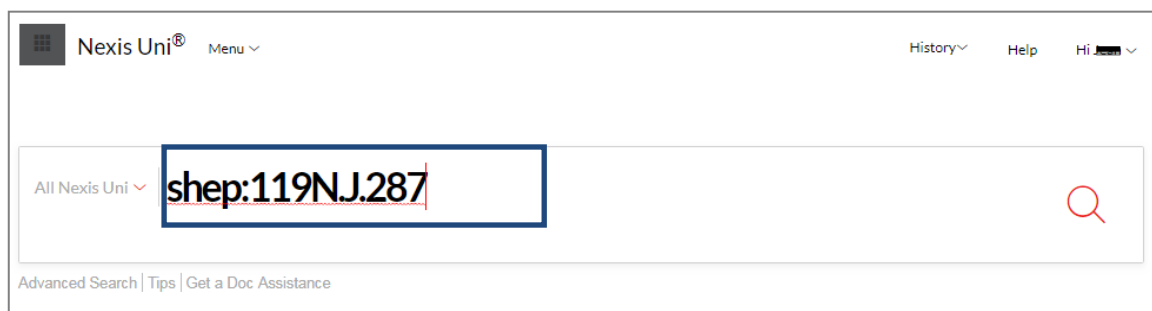
Citation

③

Example: 141 N.J. 434



方法二、直接在搜索框中輸入 shep:文檔引文。

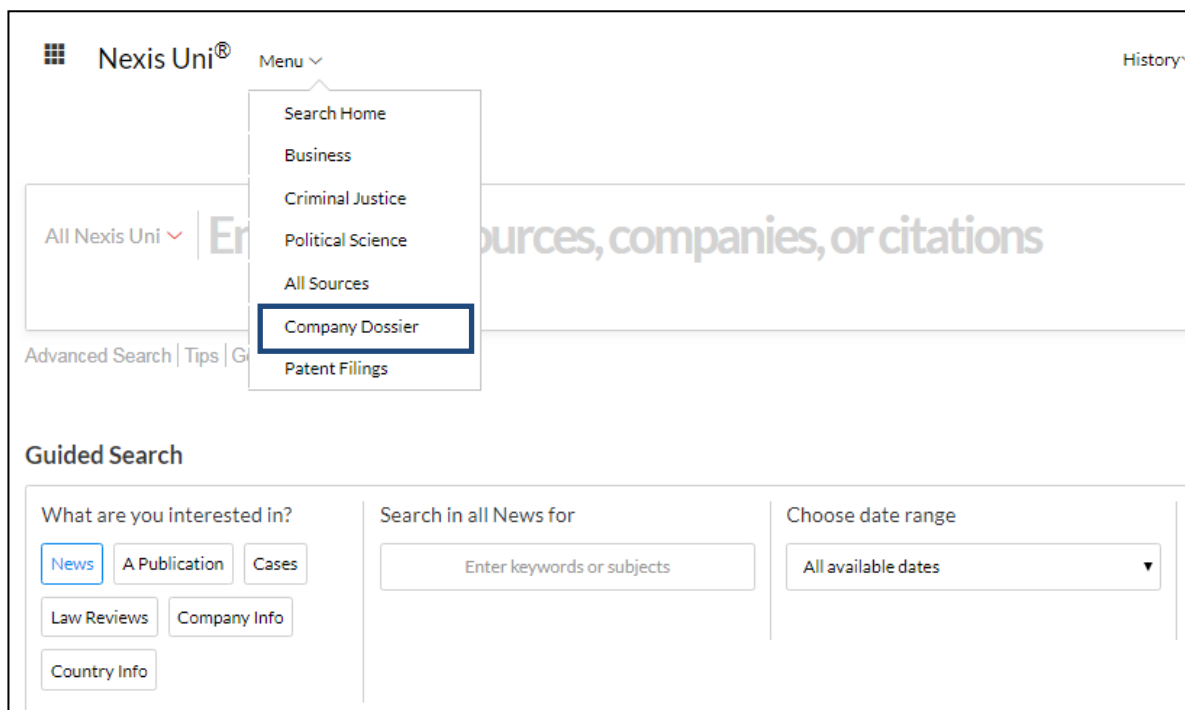


## 六、Nexis Uni<sup>®</sup>的企業資源

### 6-1 Company Dossier ( 公司資訊檢索 )

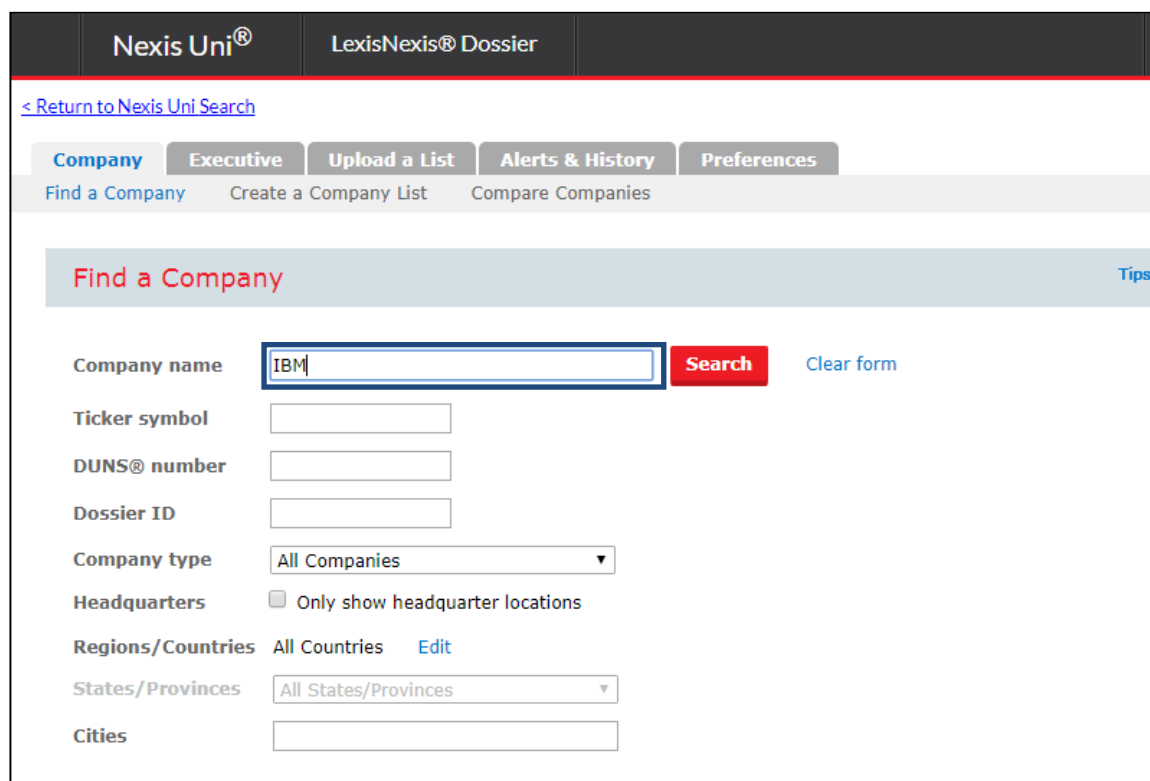
該檢索幫助您查詢公司的聯繫方式、高層人員、雇員人數、財務狀況，及美國證交委員會檔案和報告 SEC Filing 等。

1.在首頁的左上方 menu 中點擊 Company Dossier。

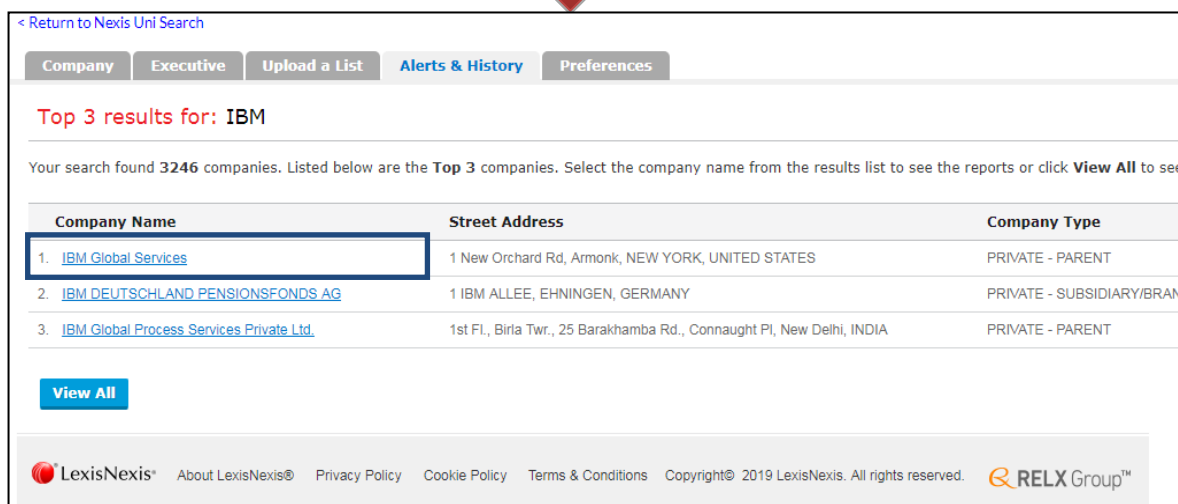


2.可透過公司名稱、股票代碼、鄧白氏環球編碼、公司類型、所在位置等搜尋公司。“ IBM”

為例，在檢索框裡輸入公司名字即可。



The screenshot shows the LexisNexis search interface. At the top, there are tabs for 'Company', 'Executive', 'Upload a List', 'Alerts & History', and 'Preferences'. Below these are options for 'Find a Company', 'Create a Company List', and 'Compare Companies'. The main section is titled 'Find a Company' and contains a search form. The 'Company name' field is filled with 'IBM' and is highlighted with a red border. To the right of this field is a red 'Search' button and a blue 'Clear form' link. Below the search field are several other input fields: 'Ticker symbol', 'DUNS® number', 'Dossier ID', 'Company type' (a dropdown menu set to 'All Companies'), 'Headquarters' (a checkbox for 'Only show headquarter locations'), 'Regions/Countries' (a link to 'All Countries' and an 'Edit' link), 'States/Provinces' (a dropdown menu set to 'All States/Provinces'), and 'Cities'.



The screenshot shows the search results for 'IBM'. At the top, there are tabs for 'Company', 'Executive', 'Upload a List', 'Alerts & History', and 'Preferences'. Below these are options for 'Find a Company', 'Create a Company List', and 'Compare Companies'. The main section is titled 'Top 3 results for: IBM'. Below this is a message: 'Your search found 3246 companies. Listed below are the Top 3 companies. Select the company name from the results list to see the reports or click View All to see'. Below the message is a table with three columns: 'Company Name', 'Street Address', and 'Company Type'. The first row is highlighted with a red border. Below the table is a blue 'View All' button. At the bottom of the page, there is a footer with the LexisNexis logo, 'About LexisNexis', 'Privacy Policy', 'Cookie Policy', 'Terms & Conditions', 'Copyright © 2019 LexisNexis. All rights reserved.', and the RELX Group logo.

Company Name	Street Address	Company Type
1. <a href="#">IBM Global Services</a>	1 New Orchard Rd, Armonk, NEW YORK, UNITED STATES	PRIVATE - PARENT
2. <a href="#">IBM DEUTSCHLAND PENSIONSFONDS AG</a>	1 IBM ALLEE, EHNINGEN, GERMANY	PRIVATE - SUBSIDIARY/BRAN
3. <a href="#">IBM Global Process Services Private Ltd.</a>	1st Fl., Birla Twr., 25 Barakhamba Rd., Connaught Pl, New Delhi, INDIA	PRIVATE - PARENT

3.可透過頁面左側欄位，獲取公司詳細資訊，如：公司基本資訊、產業報告、投資狀態、新聞、法律報告、專利等相關資訊。

< Return to Nexis Uni Search

Company Executive Upload a List Alerts & History Preferences

Report for: IBM Global Services Generate Report Edit search | New search | Return to results | Save search

Expand all | Collapse all Snapshot

0 [Print] [Email] [Download]

IBM Global Services	
<b>Type:</b> Private - Parent	<b>Dossier ID:</b> 99974168
<b>Address:</b> 1 New Orchard Rd Armonk, New York 10504 United States	<b>DUNS@ Number:</b>
<b>Phone:</b> (914) 499-1900	<b>Ticker(s):</b>
<b>Fax:</b> (914) 765-7382	<b>Exchange(s):</b>
<b>Email Address:</b> <a href="mailto:ews@us.ibm.com">ews@us.ibm.com</a>	<b>Employees:</b> 190,000
	<b>Internet:</b> <a href="http://www.ibm.com/contact/us/en">www.ibm.com/contact/us/en</a>
<b>Parent:</b> International Business Machines Corporation (Armonk, New York)	

Yearly Financials	
(USD) Currency	
	Amount
<b>Net Sales (USD)</b>	4740
1 from <a href="#">Company Briefs-Gale Group</a> , April 2019 Copyright 2018 Gale Group, Inc., All Rights Reserved	

Top Executives	
Name	Title

如有任何問題，歡迎您隨時與我們聯繫！

碩亞數碼科技有限公司

服務電話：02-8226-3132

服務信箱：[services@customer-support.com.tw](mailto:services@customer-support.com.tw)